

ANNUAL QUALITY ASSURANCE REPORT (AQAR)

2012-13



SUBMITTED TO

NATIONAL ASSESSMENT AND ACCREDITATION COUNCIL (NAAC)

BANGALORE



JMJ COLLEGE FOR WOMEN (AUTONOMOUS)

Affiliated to Acharya Nagarjuna University

Re-Accredited with 'B' Grade by NAAC

Tenali – 522 202

Guntur (Dt.)

Andhra Pradesh

2012-13

NAAC Institutional Quality Sustenance and Development Survey 2012-13

[Exit this survey](#)

2.

1. Kindly provide the details of the institution

Name of Institution:

Year of Establishment of the Institution:

Address Line 1:

Address Line 2:

City/Town:

State:

Postal Code:

Email Address:

2. NAAC Accreditation/ Reaccreditation Details

Year of Accreditation/ Reaccreditation:

Current Grade:

CGPA:

3. Institutional Status Autonomous College **4. Contact Person Details**

Name of Head of Institution:

Contact Phone:

Email:

Website URL:

Name of IQAC Co-ordinator

M. Aruna

Email:

arunamallavalli@gmail.com

Prev

Next

NAAC Institutional Quality Sustenance and Development Survey

[Exit this survey](#)

3.

SECTION I

This section is related to institutional goals, vision and mission, academic programmes and activities, strategies and action plans for institution building.

5. Number of academic programmes existing (Enter a number; 0 for nil)

Undergraduate (BA/B.Sc./B.Com etc.)	<input type="text" value="11"/>
Post Graduate (MA/M.Sc./M.Com etc.)	<input type="text" value="4"/>
Research Programmes (M.Phil/P.hD)	<input type="text" value="0"/>
Certificate Programmes	<input type="text" value="3"/>
Professional Programmes (B.Tech/M.Tech/B.Ed/M.Ed/Medicine/Pharmacy/Paramedical/Nursing etc)	<input type="text" value="1"/>
Other value added programmes	<input type="text" value="0"/>
Any other programme offered (Specify)	<input type="text" value="0"/>

6. Details on Programme Development (Enter a number; 0 for nil)

New programmes added during the year	<input type="text" value="1"/>
New programmes designed	<input type="text" value="1"/>
Programmes under revision	<input type="text" value="0"/>
Interdepartmental collaborative programmes	<input type="text" value="4"/>
Inter institutional collaborative programmes	<input type="text" value="0"/>
Number of review committee recommendations implemented (Total)	<input type="text" value="4"/>
Number of NAAC peer team recommendations implemented	<input type="text" value="11"/>
Number of UGC/any other expert committee recommendations implemented	<input type="text" value="5"/>
Number of review	<input type="text" value="1"/>

committee
recommendation under
implementation

Number of NAAC peer
team recommendations
under implementation

3

Number of UGC/ any
other expert committee
recommendations under
implementation

1

7. Faculty Details (Enter a number; 0 for nil)

Total faculty strength
required as per norms
for all programmes

59

Total faculty on rolls

59

Faculty added during
the year

5

Faculty positions vacant

0

Faculty left during the
year

13

Total number of visiting
faculty

0

Total number of guest
faculty

0

8. Qualification of Faculty

PhD and Above

4

MPhil

7

Masters

48

Any other (Specify)

0

9. Faculty qualification improvement

PhD awarded to existing
faculty

1

MPhil awarded to
existing faculty

0

Any other degree
awarded to existing
faculty

0

10. Administrative Staff Details (Enter a number; 0 for nil)

Administrative staff
(total sanctioned)

58

Administrative staff
(Actual strength)

52

Added during the year of reporting

Left during the year

Number of posts vacant

11. Technical Support Staff Details (Enter a number; 0 for nil)

Technical Support Staff (Total sanctioned strength)

Technical Support Staff (Actual strength)

Added during the year

Left during the year

Number of posts vacant

[Prev](#)[Next](#)

NAAC Institutional Quality Sustenance and Development Survey

[Exit this survey](#)

4.

SECTION II

This section surveys the quality sustenance and development activities during the year taken up by IQAC.

It reflects quality management structure, strategies, and processes which would enhance academic quality of the institution as perceived by faculty, students, alumni, and other stakeholders (social perception of the institution) inline with the vision, mission and goals of the institution.

12. Establishment details

Year of establishment of IQAC

DD MM YYYY

24 / 07 / 2004

13. Composition of IQAC (Enter a number; 0 for nil)

Number of IQAC members	16
Number of Alumni in IQAC	0
Number of Students in IQAC	2
Number of Faculty in IQAC	10
Number of Administrative Staff in IQAC	1
Number of Technical Staff in IQAC	1
Number of Management Representatives	1
Number of External experts in IQAC	1

Number of any other stakeholder and community representatives

14. IQAC Meetings

Number of IQAC meetings held during the year

15. Whether Calendar of activities of IQAC formulated for the academic year

Yes

16. IQAC Plans for Development (Enter a number; 0 for nil)

Number of academic programmes proposed

Number of value added programmes proposed

Number of skill oriented programmes proposed

Number of faculty competency and development programmes proposed

Number of other staff development programmes proposed

Number of student mentoring programmes proposed

Number of co-curricular activities proposed

Number of inter departmental cooperative schemes proposed

Number of
community
extension
programmes
proposed

Any other
programmes
proposed (Specify)

17. IQAC Plans for development & Implementation (Enter a number; 0 for nil)

Number of academic
programmes
implemented

Number of value
added programmes
implemented

Number of skill
oriented
programmes
implemented

Number of faculty
competency and
development
programmes
implemented

Number of other staff
development
programmes
implemented

Number of student
mentoring
programmes
implemented

Number of co-
curricular activities
implemented

Number of inter
departmental
cooperative
programs
implemented

Number of
community
extension
programmes
implemented

Any other programmes suggested that are implemented (Specify)

3

18. IQAC Seminars and Conferences (Enter a number; 0 for nil)

Number of seminars/ conferences/ workshops organized by IQAC within the institution

15

Number of participants from the institution

840

Number of participants from outside

56

Number of external experts invited

21

Number of external conferences/seminars/ workshops on institutional quality attended

24

Number of events conducted with IQACs of other institutions as collobrative programes

0

19. Did IQAC receive any funding from UGC during the year ?

Yes

No ✓

20. If the response to Qn. 18 is Yes, please provide the amount received from UGC - (Input 0 - if NA/NIL-) Any other source including internal financial support from the management (Specify amount)

Amount Received from UGC

0

Amount Received from any other source including the college management

0

21. Any significant contribution made by IQAC on quality enhancement during

current year (Please provide details in bullet format)

through different circles ^
Research Oriented Programme on VermiCulture v
and Mushroom Culture by Dept.of Zoology

Prev Next

NAAC Institutional Quality Sustenance and Development Survey

Exit this survey

SECTION III

In this section the events, activities, and outputs in the field of research and academic areas are being surveyed.

22. Academic Programmes

Number of new academic programmes developed or designed by faculty	3
Number of faculty members involved in curriculam restructuring/revision/syllabus development	59
Number of programmes in which evaluation process reformation taken up and implemented	1
Number of active teaching days during the current academic year	180
Average percentage of attendance of students	92
Percentage of classes engaged by guest faculty and temporary teachers	0
Number of self financed programmes offered	10
Number of aided programmes offered	9
Number of programmes discontinued during the year	0

23. Whether any systematic student feedback mechanism is in place ?

Yes ▼

24. Feedback Details (If answer to Question 20 is Yes)

Percentage of courses where student feedback is taken

25. Is feedback for improvement provided to the faculty?

26. Faculty Research, Projects, and Publication details for the year

Number of major research projects undertaken during the year

Number of minor research projects undertaken during the year

Number of major ongoing projects

Number of minor ongoing projects

Number of major projects completed

Number of minor projects completed

Number of major project proposals submitted for external funding

Number of minor project proposals submitted for external funding

Number of research publications in peer reviewed journals

Number of research publications in international peer reviewed journals

Number of research publications in national peer reviewed journals

Number of research papers accepted for publication in international peer reviewed journals

Number of research papers accepted for

publication in national
peer reviewed journals

Average of impact factor of
publications reported

Number of books
published

Number of edited books
published

Number of books (single
authored) published

Number of books
(coauthored) published

Numbers of conferences
attended by faculty

Number of international
conferences attended

Number of national
conferences attended

Number of papers
presented in conferences

Number of papers
presented in international
conferences

Number of papers
presented in national
conferences

Number of conferences
organized by the
institution

Number of faculty acted
as experts resource
persons

Number of faculty acted
as experts resource
persons - international

Number of faculty acted
as experts resource
persons- national

Number of collaborations
with international
institutions

Number of collaborations
with national institutions

Number of linkages
created during the year

Total budget for research for current year as a percentage of total institution budget

Amount of external research funding received in the year

Number of patents received in the year

Number of patents applied for in the year

Number of research awards/ recognitions received by faculty and research fellows of the institute in the year

Number of PhDs awarded during the year

Percentage of faculty members invited as external experts/resource persons/reviewers/referees or any other significant research activities

Prev

Next

NAAC Institutional Quality Sustenance and Development Survey

[Exit this survey](#)

SECTION IV

This section deals with Student Mentoring and Support System existing in the institution. This includes student activities, mentoring, and opportunities for development and inclusive practices.

27. Student Details and Support Mechanisms

The total intake of students for various courses (Sanctioned)	608
Actual enrollment during the year	230
Student dropout percentage during the year	8
Success percentage in the final examination across the courses	73
Number of academic distinctions in the final examination and percentage	15
Number of students who got admitted to institutions of national importance	0
Number of students admitted to institutions abroad	0
Number of students qualified in UGC NET/ SET	0
Number of students qualified GATE/ CAT/ other examination	0

(Specify)

28. Does student support mechanism exist for coaching for competitive examinations?

Yes ▾

29. Student participation, if response is yes to Qn. 27

Number of students participated

184

30. Does student counselling and guidance service exist ?

Yes ▾

31. Student participation, if answer to Qn. 29 is yes

Number of students participated

496

32. Career Guidance

Number of career guidance programmes organized

7

Percentage of students participated in career guidance programmes

70

33. Is there provision for campus placement?

Yes ▾

34. If yes to Qn. 32

Number of students participated in campus selection programmes

150

Number of students selected for placement during the year

60

35. Does gender sensitization program exist ?

Yes ▾

36. If Answer is Yes to Qn 34Number of
programmes
organized

5

37. Student activitiesNumber of students
participated in
external cultural
events

66

Number of prizes
won by students in
external cultural
events

3

Number of cultural
events conducted by
the institute for the
students

30

Number of students
participated in
international sports
and games events

0

Number of students
participated in
national level sports
and games events

1

Number of students
participated in state
level sports and
games events

6

Number of students
participated in
university level
sports and games
events

5

Number of prizes
won by students in
international sports
and games events

0

Number of prizes
won by students in
national level sports

0

and games events

Number of prizes
won by students in
state level sports
and games events

Number of prizes
won by students in
university level
sports and games
events

Number of sports
and games events
conducted by the
institute for the
students

38. Composition of students

Percentage of
Scheduled Caste

Percentage of
Scheduled Tribe

Percentage of other
backward
communities

Percentage of
women students

Percentage of
physically
challenged

Percentage of rural
students

Percentage of urban
students

! Please enter a positive number.

39. Scholarships and Financial Support

Number of students
availing financial support
from the institution

Amount disbursed as
financial support from the
institution

Number of students
awarded scholarship
from the institution

Number of students
received notable
national/international
achievements/recognition

40. Student initiatives

Number of
community
upliftment
programmes initiated
by students

Number of literary
programmes initiated
by students

Number of social
action initiatives
based on science /
environment initiated
by students

Number of student
research initiatives

[Prev](#)[Next](#)

NAAC Institutional Quality Sustenance and Development Survey

[Exit this survey](#)

SECTION V

This section surveys the Governance and Innovation at the institution related to quality management. The educational management strategies adopted and in practice for acheiving the objectives are focussed.

41. Whether perspective plan for overall developmental activities is created ?

Yes

No

42. If the answer for Qn. 40 is Yes, is the plan implemented and monitored ?

Yes

No

43. Whether benchmarking is created for institutional quality management efforts ?

Yes

No

44. If the answer to Question 42 is Yes, please list the benchmarking in various areas of development in bullet format

. Evaluation by External experts
. Academic Audit
. Visit to successful Institutions

45. Is a Management Information System (MIS) in place ?

Yes

No

**46. If answer to question 44 is Yes, please provide details of MIS applied to
1. Administrative procedures including finance**

2. Student admission
3. Student records
4. Evaluation and examination procedures
5. Research administration
6. Others

(enter the respective details corresponding to the serial numbers)

1. There is a finance Committee which includes	^
Principal, Correspondent and a few staff members.	v
They are in charge of allotment of funds, purchase	▾

47. Existence of learning resource management

Yes

No

e-database in library

ICT and smartclass
roome-learning sources
(e-Books, e-
Journals)Production of
teaching modulesinteractive learning
facilities

48. Internal resource mobilization : Kindly provide the amount contributed

Research	<input type="text" value="0"/>
Consultancy and training	<input type="text" value="0"/>
Student contribution	<input type="text" value="100000"/>
Alumni contribution	<input type="text" value="15000"/>
Wellwishers	<input type="text" value="0"/>

49. Infrastructure and welfare spending: Please specify the amount

Amount spent for infrastructure development	<input type="text" value="1280000"/>
Amount spent for student welfare	<input type="text" value="1924830"/>
Amount spent for staff welfare	<input type="text" value="1120333"/>

50. Is delegation of authority practiced

Yes

No

51. Does grievance redressal cell exist ?

Yes

No

Faculty

Students

Staff

52. Grievances received from faculty and resolved (Enter a number; 0 for nil)Number of
grievances received

4

Number of
grievances resolved

3

53. Number of grievances received from students and resolved (Enter a number; 0 for nil)Number of
grievances received

50

Number of
grievances resolved

45

54. Number of grievances received from other staff members and resolved (Enter a number; 0 for nil)Number of
grievances received

6

Number of
grievances resolved

4

55. Has the institution conducted any SWOT analysis during the year

Yes




No

56. The SWOT analysis was done by internal or by external agency




Internal

External




57. Kindly provide three identified strengths from SWOT Analysis (in bullet format)

- . Good Academic Results 
- . Good Infrastructure 
- . Library with Large number of books 

58. Kindly provide three identified weaknesses from the SWOT analysis (in bullet format)

- . Alumni Outreach 
- . less number of Aided Teachers 
- . Declining Strength 




59. Kindly provide two opportunities identified from the SWOT analysis (in bullet format)

- . Students Clubs and Activities 
- . Commitment and Support of Management 
- . Faculty Strengthening Programmes 



60. Kindly provide two identified challenges/threats from SWOT analysis (in bullet format)

- . Decline in Strength
- . More Collaborations with industries and other institutions

61. Identify any significant progress made by the institution towards acheiving the goals and objectives during the year (list below in bullet format)

- . Best Eco Friendly Award 
- . Best Laboratory Award 
- . Students Bagged two First Prizes in Two Different 

62. How do you perceive the role of NAAC in the quality development of your institution (Suggestions in bullet format to be given below)

- . Objective Evaluation for improvement of the college 
- . The weaknesses point out and suggestions or Recommendations given, are of great help for the 

Prev

Next

NAAC Institutional Quality Sustenance and Development Survey

[Exit this survey](#)

CONCLUDING REMARKS

This exercise is intended to make a self analysis of the quality development of the institution during the year. The perspective plan and implementation for every year is to be documented and analysed to get a cumulative index for the period of accreditation and reaccreditation. Any substantial changes / initiative in this direction is to be separately listed. The best practices in various areas can be listed as a separate annexure. The data will be used to create a quality profile based on the total score index arrived at and this would help to map the institutions' strengths and areas of improvement.

NAAC will provide feedback and a quality profile based on analysis of your inputs if you desire so.

Thank you for your participation.

[Prev](#)[Done](#)

Thanks for completing this survey. Now create your own—it's free, quick & easy!

Create free surveys in just a few minutes

Ask questions in over 15 formats
(configured for you and ready to go!)

Get answers to any type of question



Register with SurveyMonkey today!

[Sign Up FREE](#)